

Series TB300 & TB345 Double Row Terminal Blocks

SPECIFICATIONS

Rating: TB300 – 30A, 600V*

TB345 – 45A, 600V*

Center Spacing: .562" or 9/16" (14.28 mm)

Wire Size: #10 - 22 AWG CU

Screw Size: TB300 – #8-32 philslot screws
TB345 – #10-32 philslot screws

Torque Rating: #8 screws - 16 in-lb.;

#10 screws - 20 in-lb.

Distance Between Barriers: .41" (10.5 mm)

Mounting: TB300 – #8 screws; TB345 – #10 screws

Material: Molded base: Black, UL rated 94VO thermoplastic

Terminal plating: Tin over brass; Screws: Zinc plated steel

Operating Temperature: 130°C (260°F) max., -40°C (-40°F) min.

Breakdown Voltage: 7500V rms

Approvals: UL E62622; CSA LR15364; IEC Compliance;
CE Certified

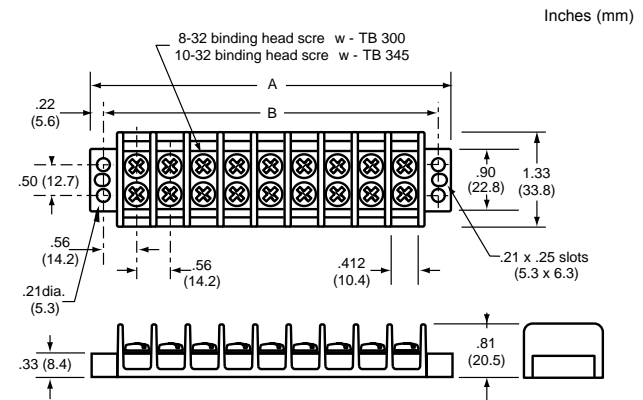
* Max. rating shown; some options may be rated lower - consult factory.



Poles	A	B	Poles	A	B	Poles	A	B
02	2.13	1.69	10	6.62	6.19	18	11.12	10.68
03	2.69	2.25	11	7.18	6.75	19	11.68	11.25
04	3.25	2.81	12	7.75	7.31	20	12.24	11.81
05	3.81	3.37	13	8.31	7.87	21	12.80	12.37
06	4.37	3.94	14	8.87	8.44	22	13.37	12.93
07	4.94	4.50	15	9.43	9.00	23	13.93	13.50
08	5.50	5.06	16	9.99	9.56	24	14.49	14.06
09	6.06	5.62	17	10.56	10.12			

* Dimensions in inches. To convert to millimeters, multiply by 25.4.

TB300 & TB345



Part Numbering System

Series	Poles	Screw Options	Marking	Hardware Options
TB300	nn	nn	nn	nnnnn
300 - 8/32 screw 345 - 10/32 screw	02 to 24	Blank - std. screws 00 - screws shipped bulk B - brass philslot, nickel plated BS - brass Sems philslot, zinc plated (TB300 only) SP - steel Sems philslot, zinc plated ST - stainless steel, philslot	L1 to L6 - std. marking Marker strips (pg 33) Covers (pg 32)	QC1 to QC20 - quick connects (TB300 only)

Screw Options



B
Brass Phillips
Nickel Plated



BS
Brass SEMS
Phillips Nickel Plated



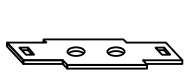
SP
Steel SEMS
Phillips Zinc Plated



ST
Stainless Steel
Phillips

Hardware Options

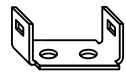
Quick Connects – Assembled TB300 only. Terminals .250" x .031". Max. current rating 20 Amps. For other orientations, contact factory.



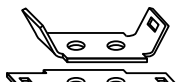
QC1



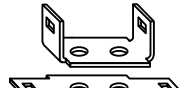
QC2



QC3



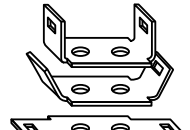
QC4



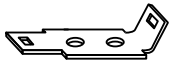
QC5



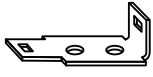
QC6



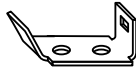
QC7




QC8



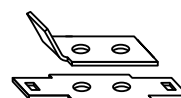
QC9



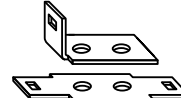
QC10



QC11



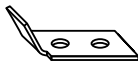
QC12



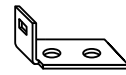
QC13



QC14



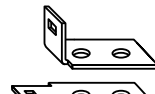
QC15



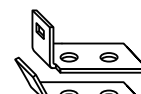
QC16



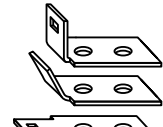
QC17



QC18



QC19



QC20

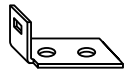
Quick Connects – Bulk *TB300 only. Min. order per part no. – 100 pieces.



QC201
Flat – none



QC202
QC 45° – none



QC203
QC 90° – none



QC204
Flat – Flat



QC205
Flat – QC 45°



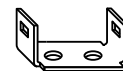
QC206
Flat – QC 90°



QC207
QC 45° – QC 45°



QC208
QC 45° – QC 90°

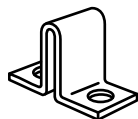


QC209
QC 90° – QC 90°

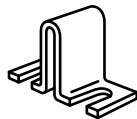
Jumpers – Bulk Min. order per part no. – 100 pieces. Contact factory for jumper assembly.



J301
Flat slip-on
(TB300 only)



OJ6
Closed over barrier



OJ11
Slip-on over barrier